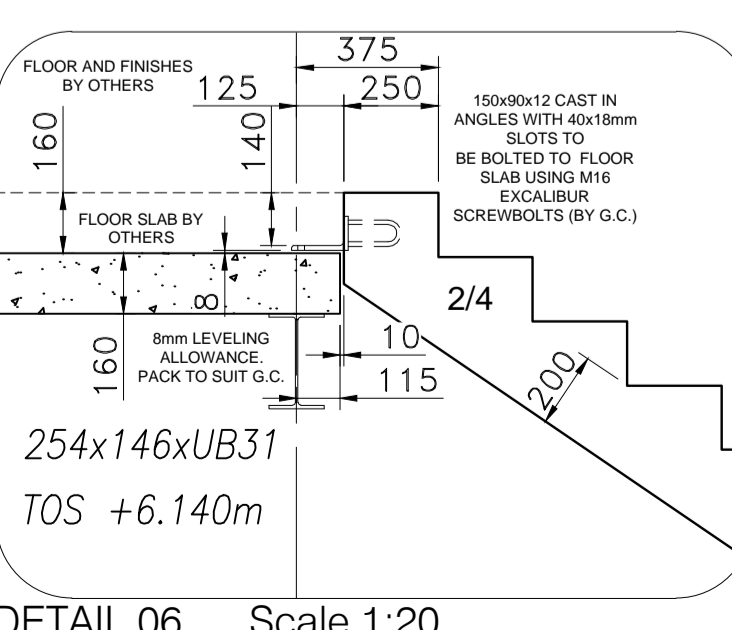
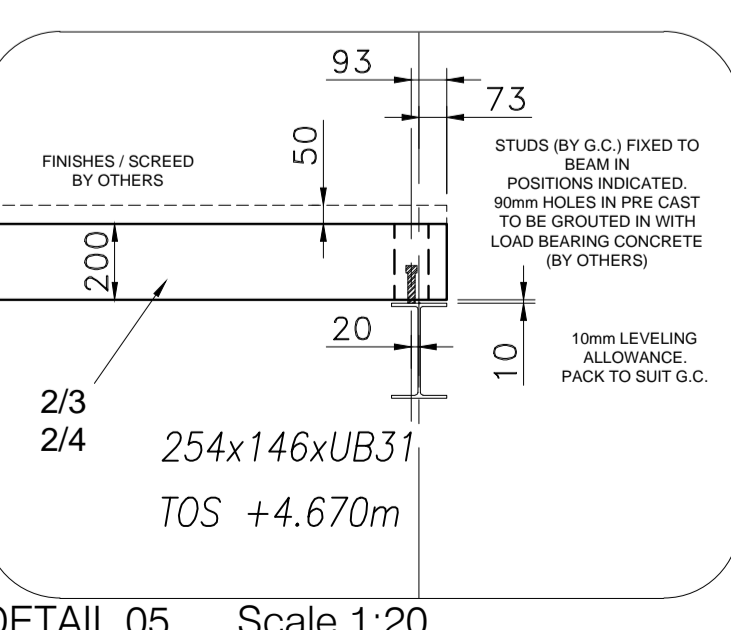
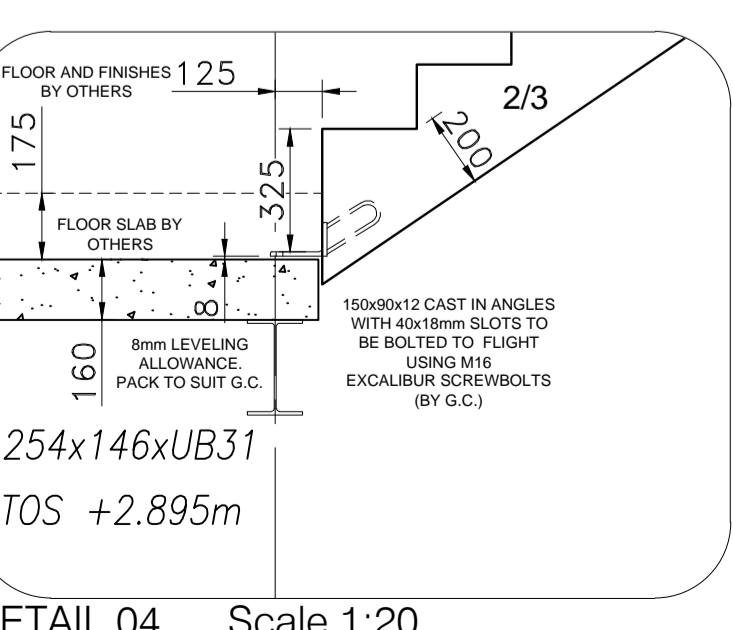
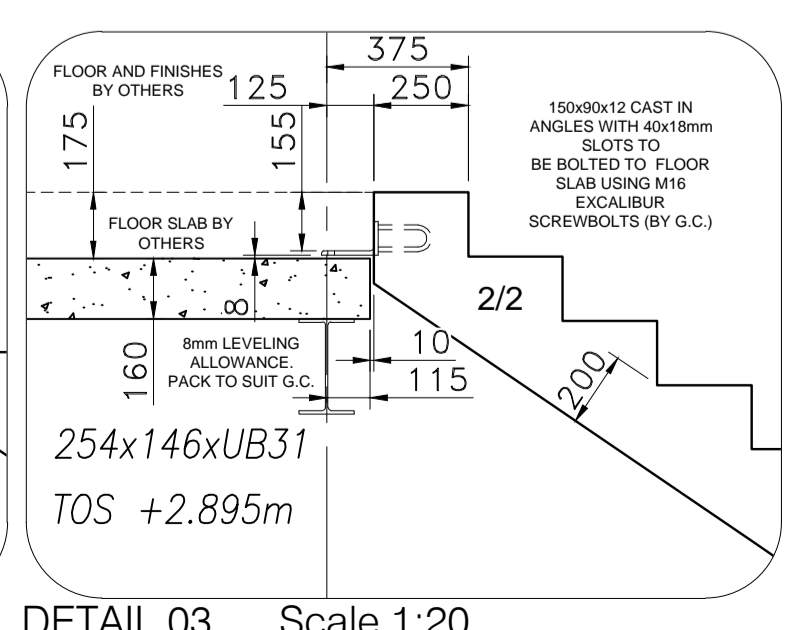
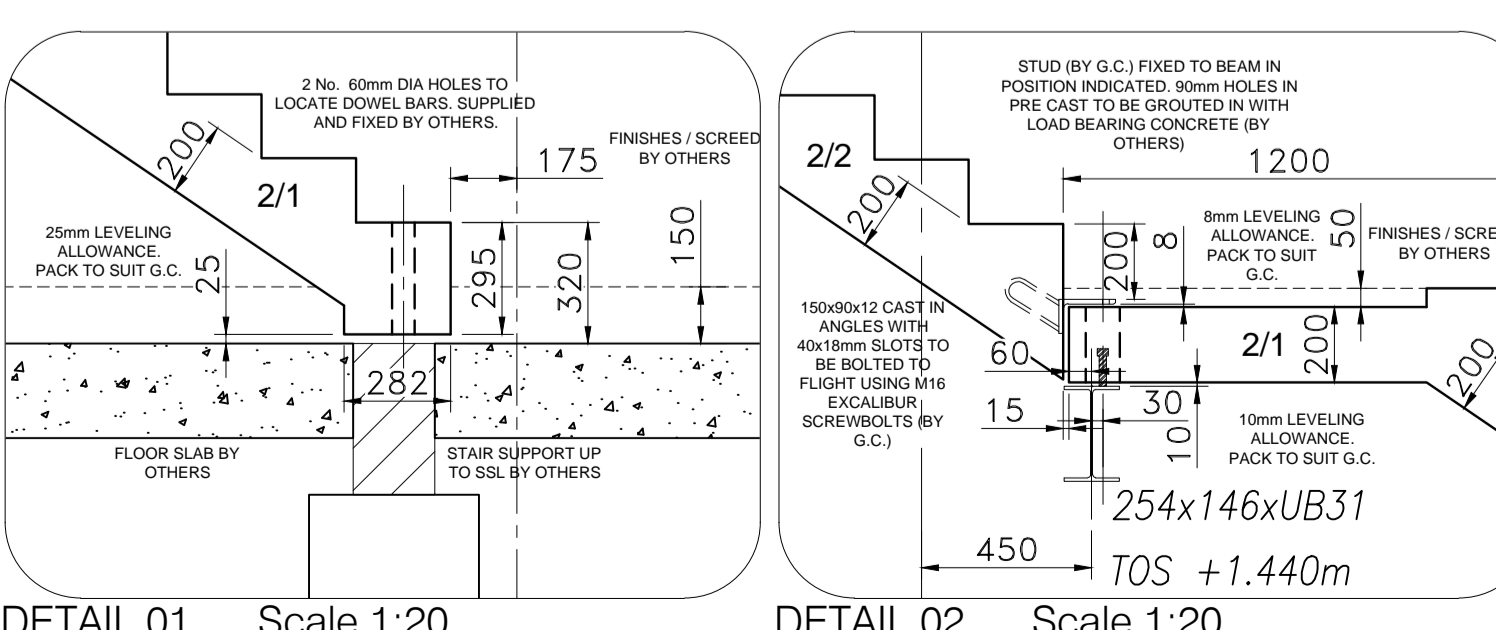


10mm PACKING ALLOWANCE ALLOWED UNDER PC UNITS BEARING ONTO STEEL WHERE APPLICABLE.
8mm PACKING ALLOWANCE ALLOWED UNDER STEEL ANGLES WHERE APPLICABLE.

STAIRCASE TWO
1 No. REQUIRED AS DRAWN



- NOTES:
- ALL DIMENSIONS ARE TO STRUCTURAL CONCRETE & ARE TO BE CONFIRMED BY OTHERS PRIOR TO MANUFACTURE.
 - CLIENT TO ENSURE ALL BEARINGS ARE TRUE TO LEVEL AND ARE ADEQUATE TO SUPPORT THE STAIRCASE.
 - IT IS THE CLIENT RESPONSIBILITY TO ENSURE THAT THE STAIRCASE COMPLIES WITH BUILDING REGULATIONS IN ALL RESPECTS.
 - LIFTING POINTS AND RECESSES ARE TO BE GROUDED ON SITE WITH AN EPOXY MORTAR (by others).
 - STAIRS TO BE LEVELLED WITH METAL SHIMS AS NECESSARY (by G.C.).
 - IT IS THE CLIENTS RESPONSIBILITY TO PROTECT THE STAIRS AGAINST DAMAGE BY OTHER TRADES.
 - HANDRAIL FIXINGS ARE TO BE DRILLED ON SITE BY G.C.
 - EX-MOULD FINISH TO TREADS, RISERS AND STRINGS WITH A STEEL TROWEL FINISH TO SOFFIT (unsuitable for direct decoration).
 - CONCRETE TO BE GRADE C40 (min. cement content 300 kg/m³) MINIMUM COVER TO REINFORCEMENT - 25mm
 - SUPERIMPOSED LOAD - 4.0 kN/m²
 - WAIST TO BE: 200mm
SPLAY TO RISER: 0mm
LANDING THICKNESS: 200mm
FLIGHT WIDTH: 1300, 1405, 1265mm
 - FIRE RATING: 1 HOUR
 - STEEL CONTRACTOR IS TO PROVIDE DETAILS OF ANY CUT OUTS REQUIRED TO STAIRS/LANDINGS TO AVOID ANY BRACKETS, PLATES OR BRACING.
 - ALL UNITS DESIGNED TO COMPLY WITH BS8110 & EUROCODE 2 BS EN 1992.

- TYING NOTES**
- A.) TYING OF PC UNITS TO STEELWORK AT LANDING LEVEL**
- STUDS (BY G.C.) FIXED TO BEAM IN POSITIONS INDICATED.
90mm HOLES IN PRE CAST TO BE GROUDED IN WITH LOAD BEARING CONCRETE (BY OTHERS)
- B.) TYING OF FLIGHTS TO FLIGHTS**
- 150x90x12 CAST IN ANGLES WITH 40x18mm SLOTS TO BE BOLTED TO FLOOR SLAB USING M16 EXCALIBUR SCREWBOLTS (BY G.C.)
- C.) TYING OF FLIGHTS TO FLOOR SLAB**
- 150x90x12 CAST IN ANGLES WITH 40x18mm SLOTS TO BE BOLTED TO FLOOR SLAB USING M16 EXCALIBUR SCREWBOLTS (BY G.C.)

ENGINEER TO ENSURE THAT THE TIE DETAILS SHOWN MEET THEIR REQUIREMENTS.

Revision	Description	Date
P1	AMENDED TO ARCHITECT AND ENGINEER COMMENTS.	23/05/17
P2	COLUMN MOVED AND CUT-OUT ADDED TO 2/3	23/05/17

SCHEDULE SUMMARY

REF	NUMBER OFF	APPROX WT (Each)
2/1	1 No. Required As Drawn	3.12 T
2/2	1 No. Required As Drawn	2.33 T
2/3	1 No. Required As Drawn	3.73 T
2/4	1 No. Required As Drawn	3.33 T

Job Title
GALERI EXTENSION
VICTORIA DOCK
CAERNAPON LL55 1SQ

STAIRCASE GENERAL ARRANGEMENT
Scale: 1:40 & 1:20 @ A1
Date: 08/05/2017
Contract No. 2362
Drg No. H13977-02
Rev. P2
Drawn by: David Sherman

